

70th Annual Convention & Competition

October 17-22, 2016

MGM Grand Hotel & Casino
Las Vegas, NV



Information Booklet

Oklahoma City, Oklahoma

Region 25

Sweet Adelines International



It's Time to Fly!

About this Booklet. . .



As we continue preparations for International Competition in Las Vegas this month, there are a lot of details that need to be noted and a lot of information that will help us in those preparations. Hopefully this booklet will provide that information and answer your questions. For some, this event is just another in a long line of competitions; however, some of us are novices—rookies—and this is a totally new experience. We will join members of 48 quartets and 33 choruses for this amazing adventure. We hope that the information contained herein will be beneficial as you make plans and get ready to compete in Las Vegas.

Personal Information

Name: _____

Room No.: _____

Roommates: _____

Travel Information: _____

Rental Car Information: _____

Other Important Stuff: _____

Thank You

We, as chorus members, have worked very hard to be ready for this great adventure. But we know that this journey could not be possible without the help of many other people. We must thank first our families, who have sacrificed time with us for rehearsals and shows, knowing how important it means to us.

Thanks, also, to our fabulous director, Mary Rhea, who has led us well. We have been fortunate to have great choreography leaders in Donna Smith and Nancy Nortz, whose creative minds have given us great direction.

We also appreciate very much the help that we have had along the way from our fabulous coaches—Cindy Hansen and Jonny Moroni as well as in-house coach, Marcia Massey. We couldn't have done it without you!!



SAMPLE COPY for Region 13 Education Use

HOTEL INFORMATION	
Hotel Information.....	5
Time Zone.....	5
Weather.....	5
Amenities.....	5
Hotel Parking.....	6
Hotel Tips & Tricks.....	6
Transportation from the Airport.....	6
ONCE YOU'RE THERE	7
Tips on Tipping.....	7
Scooters/Wheelchairs.....	7
Travel Tips.....	7
What to Bring.....	7
About the City of Las Vegas.....	7
Safety Tips.....	8
Food & Shopping in Las Vegas.....	8
Getting Around in Las Vegas.....	8
CONVENTION FACTS	9
Convention Site.....	9
Convention Webcast.....	9
Photography.....	9
Special Ribbons.....	9
International Headquarters.....	10
Harmony Boutique Hours and Location.....	10
Convention Name Badges (All-Events Pass–AEPs).....	10
Let's Be Professional.....	10
MESSAGES FROM OUR LEADERS	11
Message from our Team Leader.....	11
MUSIC LEADERS	11
From Susan Gertson, Baritone Section Leader.....	11
From Reba Osburn, Bass Section Leader.....	11
From Barbara Underwood, Lead Section Leader.....	11
From Lori Martin, Tenor Section Leader.....	11
Message from our Choreographers–Donna Smith and Nancy Nortz.....	12
Some General Reminders.....	12
MESSAGES FROM OUR FABULOUS COACHES	12
From Cindy Hansen.....	12
From Marcia Massey.....	13
From the Visual Appearance Coordinator–Jenifer Allbaugh.....	13
Costuming and Visual Information.....	13
Hair, Makeup, Nails.....	13
Makeup Information: Instructions for Thursday.....	13
Hair.....	14
Chorus Dress Code.....	14
Costumes.....	14
For Semi-finals.....	14
Chorus Finals.....	14
Makeup Application.....	14
Chorus Makeup.....	15
SCHEDULING INFORMATION	15
Chorus Communication.....	15
Visiting Competing Choruses.....	16



SAMPLE COPY for Region 13 Education Use

Tentative Schedule.....16
WE'RE ON OUR WAY.....17
 Traffic Pattern Information.....17
 Holding and Warm-ups.....17
 Backstage and Stage Entrance.....17
 Purse Bags.....17
 MGM Grand Floor Plan.....18
Chorus Judging Panel.....19
Coronet Club Show.....20
Packing Checklist.....21
Rooms and Roommates.....22
Add Your Own Information.....25


Table
of
Contents



SAMPLE COPY for Region 13 Education Use

Hotel Information

MGM Grand
3799 Las Vegas Boulevard South
Las Vegas, NV 89109
General: 877-880-0880
Contact a guest: 702-891-1111
www.mgmgrand.com
Check in: 3:00 p.m. check out: 11:00 a.m.



*Download the MGM app in the Apple Store or Android Market-place for dining reservations and other inquiries

Time Zone

Las Vegas is located in the Pacific Time Zone. That means that it is two hours earlier there than here. Take that into account when planning.

Weather

In October, the weather in Las Vegas is expected to be in the high 70s to low 80s during the day and in the 60s at night. Sounds like we're in for a lovely break in temperatures.

Amenities

- ✦ Luxurious beds with Presidential pillow-top Serta mattresses
- ✦ 40" HDTV
- ✦ WI-FI is complimentary to each hotel guest available in each room
- ✦ Carrera marble-adorned bathroom with oversized backlit vanity
- ✦ glass top desk and executive chair
- ✦ Iron and ironing board will be brought to the rooms upon request by calling the front desk
- ✦ ATMs are placed throughout the casino floor
- ✦ laptop-sized safe located in bottom drawer of dressers
- ✦ Refrigerators are first-come, first-served for \$35 per day (bring a doctor's note if you require fridge for medication; present note to hotel staff upon check-in)
- ✦ daily newspaper available for pickup
- ✦ Gift shop located in hotel lobby
- ✦ Baggage storage available at the front desk
- ✦ Fitness room
- ✦ MGM Grand has four pools and a lazy river. Pools are complimentary to hotel guests.
- ✦ mini bar (Note: you will be charged for anything that is lifted, whether or not it is consumed)
- ✦ \$15 beverage credit per room, applicable at any MGM Grand-owned bar or lounge (SAI block only)
- ✦ Complimentary printing of boarding passes, copies and faxes up to five pages



SAMPLE COPY for Region 13 Education Use

- 🔗 Notary services
- 🔗 unlimited local and toll-free telephone calls
- 🔗 Note: Room amenities **do not** include a coffee maker. You can arrange for fresh coffee to be delivered to your room at a specified time by calling Room Service the night before.

Hotel Parking

The parking fee provides in-out privileges within the same parking type (self or valet) across all MGM resorts destinations.

P Use your room key to access all parking facilities until 11:59 p.m. on the day of check out.

P Parking may be conveniently charged to your room bill.

Parking Fees:

	Self-Parking
0 to 60 minutes	no charge (1st day only)
1 to 4 hours	\$7
4 to 24 hours	\$10
Over 24 hours	\$10 each additional day or part thereof
	Valet Parking
0 to 4 hours	\$13
4 to 24 hours	\$18
Over 25 hours	\$18 each additional day or part thereof



Hotel Tips and Tricks

The following information has been provided by SAI for our consideration while visiting Baltimore for competition:

- When you arrive, determine the most direct route to and from your hotel to the nearest fire escapes, telephone and elevators.
- Use the door viewer to identify anyone requesting room entry. Only open the door if you are certain that the person requesting entry is legitimate. If there is any question, call the front desk.
- Report any lost or stolen items to hotel management and to the police. Always lock cash, checks, credit cards, jewelry, electronics and other valuables in the hotel safety deposit box.

Transportation from the Airport

You will need to arrange for transportation from the airport to the MGM Grand Hotel. Before you arrive. There are a number of shuttle services available. You can find the list on the SAI website with the other convention information. Several in the chorus have already booked using Super Shuttle for a cost of \$11 per person one way or \$20 round trip. To arrange or confirm your arrival/departure seat, visit www.supershuttle.com. There is no code.



McCarran International Airport is a five-minute drive from the MGM Grand Hotel & Casino. Upon landing, follow the directional signs and board the shuttle transport to baggage claim. PLEASE NOTE: Make sure the marquee reads "transportation to baggage claim". Boarding the wrong shuttle could result in you being

If you would prefer to use a taxi, the following information will be of use to you:

Terminal 1—Taxis are available on the east side of baggage claim, outside door exits 1-4.

Terminal 3—Taxis are located outside on Level Zero.

There are 20 taxi loading positions on the west end of the building available for our use.



Once You're There

Tips on Tipping

- | | |
|----------------------------------|---|
| \$ Shuttle service, \$1 per bag | \$ Bell person, \$1 per bag |
| \$ Restaurant Wait Staff, 15-10% | \$ Housekeeping, \$1 per person per day |
| \$ Taxi drivers, 15-20% | |



FYI, the tax rate in Las Vegas is 8.15%. This might help you in planning how much money you will need to take.

Scooters/Wheelchairs

The MGM Grand is an ADA-compliant facility. As we have been informed, it is an extremely large property, requiring lengthy walking at times. If you are unable to comfortably walk several blocks back and forth, it is recommended that you rent a wheelchair or scooter to avoid issues on site. **Scotaround** is proud to be the preferred scooter and wheelchair rental service for this event.



To book a scooter, visit <http://sweetadelines.com/competitionconvention/internationalcompetition/>. Should you need to reserve a mobility scooter on-site, please contact the MGM Grand concierge in the hotel lobby.

Travel Tips

A wise traveler will not pack valuables in suitcases. Carry with you onto the plane anything of value that cannot be replaced. This would include, jewelry, money, etc. Please review the following guidelines about what you can take as carry-on luggage (may vary with different airlines):

- ✈ Pre-screening: No more than 3 ounces of liquid may be carried in your carry-on. Liquid containers must fit comfortably in a ONE-quart-size, clear plastic zip-top bag. This specifically relates to prescription liquids, which must have a prescription label on the container and match with your boarding pass and ID. Check with your airline if in doubt.
- ✈ Other medical equipment such as a breathing machine. Call a few days ahead of time with flight number, seat assignment, etc. to make arrangements for your equipment. Otherwise, if they do not recognize it at the gate as a necessary item, it could be mistaken for something not allowed. If you have a medical item that also requires liquid, you are advised to check with the airline ahead of time.
- ✈ Check with your individual airline to learn restrictions and allowances on baggage sizes and other information and possible fees for extra bags.
- ✈ Pack your costume, earrings, shoes and any other competition items for the semi-finals in a carry-on suitcase. Do that because (SURPRISE!) checked luggage could end up in Alaska instead of Las Vegas!
- ✈ You can take on board food and beverages that have been purchased in the airport.

What to Bring

- 👜 Layers of clothing (hotels tend to be chilly)
- 👜 Refillable water bottle (water stations will be available throughout the conference center)
- 👜 Swimsuit (Grand Pool Complex, weather permitting)
- 👜 Walking shoes (Being under one roof is grand, but be ready for some walking!)



About the City of Las Vegas

Las Vegas is the most populous city in the state of Nevada and the county seat of Clark County. She is an internationally renowned major resort city known primarily for gambling, shopping, fine dining, and nightlife and is the leading financial and cultural center for Southern Nevada. The city bills itself as The Entertainment Capital of the World and is famous for its consolidated casino-hotels and associated entertainment. A



SAMPLE COPY for Region 13 Education Use

growing retirement and family city, Las Vegas is the 31st-most populous city in the United States, with a population at the 2010 census of 583,756. The 2010 population of the Las Vegas metropolitan area was 1,951,269. Today, Las Vegas is one of the top tourist destinations in the world.







Las Vegas is a world-class destination city with something for everyone at any budget. Join the more than 38 million visitors annually who choose *Las Vegas* as their vacation destination. Whether you're in town for one of the thousands of conventions and trade shows held here annually, getting married in one of the hundreds of chapels available in the city, checking out the Strip and the up-and-coming downtown area, or checking out the breathtaking desert landscape, check out these helpful links to make the most of your time here.

Downtown Las Vegas is experiencing a major revitalization of new culture and commerce. With Zappos moving its headquarters to the downtown district and a rejuvenation in the arts community, downtown Las Vegas is a great place to experience anything from boutique art galleries at [First Friday](#), shopping at farmers' markets, dining and cocktails to zip lining down Fremont Street Experience, or any of the myriad other options available to you as a visitor.

Many tours and adventures can be experienced in this city. Among those available are ATV Hidden Valley, Flightlinez Bootleg Canyon (zip lining), Hoover Dam Tours, Mini Baja Chase, Lake Mead Cruises, Grand Canyon Helicopter Tours, Vegas Balloon Rides, Wild West Horseback Adventures, and Red Rock Canyon Bus Tour. While we won't have much time to enjoy any of these activities during the week of competition, those who might be going early or staying after competition might find some of these enjoyable. Of course, there are a myriad of shows, shopping and sightseeing opportunities as well including the zoo and aquarium, art galleries, Hershey's Chocolate World, M & M World, and cultural attractions.

Safety Tips

These tips have been suggested by headquarters as a way of keeping safe during your stay in Las Vegas:

-  Walk with confidence. Do not walk alone, especially at night. Be aware of the surroundings.
-  Remove your name badge when leaving the MGM Grand.
-  Consider keeping your cash separate from your credit cards and ID. Leave all unnecessary credit cards at home. Never leave your purse or valuables unattended.
-  In the rare case that you are approached by someone who intends to rob you, keep your hands in the robber's view at all times, and do not volunteer more than the robber demands. Do not panic, argue, or fight. Observe the robber's characteristics, clothing, description, mode and direction of travel so that you are able to report this information. When it is safe, call 211.




Food and Shopping in Las Vegas

Hundreds of restaurants are available offering many different types of dining including American, barbecue, buffets, Cajun/Caribbean, Chinese, coffee shops, deli/sandwich shops, Greek/Mediterranean, Italian, Hawaiian, Japanese, Mexican/Tex-Mex, pizza, seafood and more. There should be a listing of restaurants in the hotel information booklet in our rooms. There are many shops and boutiques on the main strip in the city as well as other shopping sites, most within walking distance. There should be a listing of good shopping sites in the information packet provided as the hotel.



Getting Around in Las Vegas

More than 10 taxi companies provide service to and from the airport. Please note:

-  Some taxis may not accept credit card payments. Customers should notify the attendant if they plan to use a credit card for payment before entering



SAMPLE COPY for Region 13 Education Use

the taxi.



There is a \$2 charge on all fares originating at the airport.



The maximum number of passengers allowed in any taxi is five



For a list of rental car companies at McCarran International Airport, go to www.mccarran.com/Go/RentalCars.aspx



For a listing of shuttle companies accommodating larger groups, go to www.supershuttle.com or call 1-800-258-3826.

Convention Facts

Convention Site

All competitions will take place in MGM Grand Hotel, 3799 Las Vegas Boulevard. A live feed of the competition is usually provided outside of the competition area so that you can eat or take a break and not miss any of the competition. We are reminded also that, if we are in the competition room, we need to be in our seat when each competition begins.

Convention Webcast

For the 15th year in a row, the Sweet Adelines webcast is offered free of charge. The ability to continue streaming the webcast year-to-year is due to donations from viewers around the world. Please continue to support the webcast by making a donation today! When you visit www.sweetadswebcast.com, you can donate and watch the competition.



WEBCAST FAQs—

- ◆ There is no playback feature on the webcast. All performances are LIVE! So, you don't miss your favorites, there is a time zone converter located on the "Schedule" tab at www.sweetadswebcast.com.
- ◆ Be sure to keep watching after your favorite performances! Directly following each performance, all quartets and choruses have the opportunity for an interview with the webcasters.
- ◆ Make sure you have the latest Flash Player installed on your computer. To update your Adobe Flash player, visit: <https://get.adobe.com/flashplayer/>.
- ◆ For the best picture, use a wired internet connection. Plug a network cable into the back of your wireless hub, and then into the computer.
- ◆ Coverage of The Coronet Club Show begins on Friday, October 21, at 7:30 p.m. This portion of the webcast is available for \$20 USD. If you have questions during the webcast, email tech support at support@sweetadswebcast.com

The webcast of this year's competition will begin on Tuesday, on Tuesday, October 18 (5:15-10:30 p.m.). It will continue on Wednesday, 10:00 a.m.-10:30 p.m.; Thursday, 10:00 a.m.-9:00 p.m.; Friday, 12:00 p.m.-5:00 p.m.; Saturday, 12:00-6:00 p.m. The Coronet Club Show webcast will be on Friday, 8:00-10:30. You must sign up to watch this show.

Webcasters will be: Cammi MacKinlay, Lea Baker, JD Crowe, Debbie Cleveland, Karen Breidert, Sky Harris, Sophie Radcliffe, Kate Veeder, and Renée Porzel.

Photography

The official photographer for all pictures during the competition is Read Photography. Following each chorus' appearance on stage, candid 4 x 6 pictures will be available for viewing and purchasing at their booth in the convention area. Prices for these prints are \$7 each. Other sizes are also available to order: 5 x 7- \$13;; 8 x 10-\$15; 11 x 14-\$20. Other sizes are available and will be listed with the price on order forms at the booth.



SAMPLE COPY for Region 13 Education Use

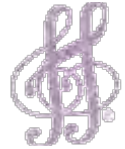
Special Ribbons

Sweet Adelines International likes to recognize various groups of members with special ribbons that can be attached to your AEPs. You can pick up ribbons at the International Headquarters for the following: first-timer, "Proud Member", VIP and committee or task force members.

We welcome our first-time members: Sara Anders, Marie Dallam, Jennifer Morris, Sheryn Roberts, Connie Heath, Kristin Jacobs, Vivian Wilson, Patty McMillan, Sarah Echard, Rachel Radcliff, Anna Taylor, Megan Mueggenborg, Jana Adams, Jacque Glasgow and Ronda Hall. Congratulations, Ladies! Enjoy your time!

International Headquarters

Located in the Harmony Boutique, site 20, International Headquarters is the place to visit to pick up special ribbons, if you have housing questions or general questions and to pick up your Convention Program. Please note that **only one program** is permitted per person. Additional programs will cost \$5 and can be purchased at this location and at the international sales booth located in the Harmony Boutique. Hours are for headquarters are:



Monday, October 17	10:00	a.m. - 6:00	p.m.
Tuesday, October 18	9:00	a.m. - 8:00	p.m.
Wednesday, October 19	9:00	a.m. - 6:00	p.m.
Thursday, October 20	9:00	a.m. - 6:00	p.m.
Friday, October 21	9:00	a.m. - 6:00	p.m.
Saturday, October 22	9:00	a.m. - 3:00	p.m.

Harmony Boutique Hours & Location


Hours of Operation

Monday, October 17	2:00	a.m. - 6:00	p.m.
Tuesday, October 18	9:00	a.m. - 8:00	p.m.
Wednesday, October 19	9:00	a.m. - 6:00	p.m.
Thursday, October 20	9:00	a.m. - 6:00	p.m.
Friday, October 21	9:00	a.m. - 6:00	p.m.
Saturday, October 22	9:00	a.m. - 2:00	p.m.

You will not want to miss visiting the fabulous Harmony Boutique, an enjoyable shopping experience for all. Shop till you drop with the approximately 22 vendors who will be showing their wares. The boutique will be located near the entrance to the MGM Grand Garden Arena.



Vendors include: Scottsdale Chorus, Accessory Mania, Coastal Reflections, Gold Medal Ideas, Harmony Travel, Unique Fashions, Styles Extended, Detti Originals, Lady Jayne, Sock Drawer & More, Happy Feet, Design of Mine, Infinite Aloe, Flights of Fantasy, L'Paige Cosmetics, Flanabags LLC, Karol Peralta Jewelry, and YSF Silent Auction. The Coronet Club Booth will also be located in the boutique area.



Convention Name Badges—(All-Events Pass) AEPs

It is very important that you keep your name badge/AEP available during the whole week. This is your ticket into all competition events. This is true even after we have competed—you will need to show you badge in order to reenter the convention center.



SAMPLE COPY for Region 13 Education Use

Let's Be Professionals

While visiting Las Vegas, we should remember that not only are we representing OK City Chorus but also SAI as a whole. Keep in mind that those who are not part of Sweet Adelines might not enjoy being interrupted by a large group of ladies being too noisy. It's always fun to break out in song when eating at a restaurant, but think twice before doing so. Perhaps it would be good to even ask the waiter if it would be okay.

Remember to be polite to and cooperative with the workers at the convention. They are only doing their job when they ask that you be seated or wait at the door until the competitors have finished performing.

Being a good audience is also important. When we're in the audience, be careful about comments made about a performance, especially if they're not positive. Those in front of or around us might be part of that group and would not appreciate hearing negative comments.

"Fifth-wheeling" means singing along as the fifth person in a quartet. Generally, the original four do not appreciate a fifth voice. So, unless you're invited to sing, just enjoy listening. You will likely have several chances to sing with a group at some point. Nobody wants to be a fifth wheel!

Messages from our Leaders

Message from our Team Leader

PRIDE. According to Merriam-Webster, there are several definitions, but the one I like the best is, "a feeling of happiness that you get when you or someone you know does something good, difficult, etc.". We can be proud of how we have grown together and individually in our musical and visual performance. Each of us has reached further than we ever imagined we could, and we will take that to Las Vegas with us. Believe in yourself. Be confident, and take the happiness of doing something good on that stage with you. **WE ARE READY!**



Music Leaders

From Susan Gertson, Baritone Section Leader: What a great group of Baritones we are!! It is exciting to have so many 'rookies' on the stage this time. Everyone has worked hard to prepare for Las Vegas and it's almost time to "show them what we've got". Trust that we know what we're doing and perform the plan, no matter how it feels on the stage. As a unified section in our wonderful chorus, let's musically express the passionate messages of our music so that the audience becomes a part of our performance. Enjoy the experience of BOTH the Semis and Finals and then go crazy when we earn a medal!!!!!!!




From Reba Osburn, Bass Section Leader: Here we go again, you amazing basses! And actually, for a few of you, this is a first!!! Being part of the International Competition is such a fabulous experience! My sincere thanks to each one of you for your cooperation and hard work. Now it's time to focus, perform the plan exactly the way we have learned it, and walk off that stage knowing that we did exactly what we came to do!!! Enjoy!



From Barbara Underwood, Lead Section Leader: Dear Lady Leads: The stakes are high, but let's roll our dice and go for the jackpot! We have a Queen and a full house chorus. Let it go, and let the chips fall where they may. Lady Luck is on our side! Top Ten! We deserve it! May the odds be ever in your favor!



From Lori Martin, Tenor Section Leader: Who knew that changing from a caterpillar to a butterfly could be so much fun! Yes, it's been a process, hours of work and preparation, but oh what joy, too. My personal thanks to each and every tenor who took on rehearsing with two VLQs—you're truly the cream of the crop! I know the slo-



SAMPLE COPY for Region 13 Education Use

gan is "What Happens in Vegas Stays in Vegas", but I hope OK City Chorus gives the performance of a lifetime and that we're talked about far and wide!

Message from our Choreographers—Donna Smith and Nancy Nortz

We have focused this past 18 months on letting go, taking flight, showing the emotions. . . what wonderful, positive tools to get us ready for this contest!! And ready we are! We will keep polishing both vocally and visually, but we already have all the tools we need to hit that stage and be successful.



"Successful" is delivering our plan to the audience in such a way that they believe and feel every word we sing! Let's give the people in that hall an honest, real and heartfelt performance. Make them feel the flood of emotion that one realizes when he has found the ONE and then grab them up and let them know. . ."Hey, don't ever count me out"!!



Some of us feel emotions more easily than others, but one fierce emotion we are feeling right now is PRIDE! We are so proud to be part of this chorus and to take the stage with all of you! We are a team, we have each other's backs, we are set to FLY. Let's do it!!

—Donna Smith and Nancy Nortz

Some General Reminders

Here are just a few general reminders about our visual performance that will hopefully help in the execution of our performance—

- ✦ Be totally involved in the song with mind and body. You know the plan—sell, sell, sell!!
- ✦ When we say the lights are bright, we are not kidding!! Don't let this throw you.
- ✦ The stage may be "dead", which means that you might only hear yourself. Once again, you know the plan; so, perform it the way we have rehearsed, and we will be fantastic!
- ✦ When you hit the stage, total commitment to lyric involvement is more important than specific moves or any other single factor.
- ✦ If you have to sneeze or cough, this is one time that you are not allowed to politely cover your mouth and nose. Too bad for the person in front of you.
- ✦ Should you happen to miss a move, don't do it late. Just go on to the next one. If you drop an earring or piece of your costume, don't retrieve it during the set.
- ✦ The time will fly by. Put every ounce of your energy into every moment. We want to leave it all on the stage.
- ✦ Please take care of yourself and your "instrument"!
We will have some great rehearsal time to come together. Please be on time for these mandatory rehearsals, and when it's time to start, let's get to the risers quickly and make the most of this precious time!


Message from our Fabulous Coaches

From Cindy Hansen—

A LIFE OF CHOICES!

You get to decide.
You get to chose.
Is this a "Kodak Moment"?

We have been blessed with the option to make choices. This journey is about to change your life (or not)! You are getting ready for a once-in-a-lifetime moment. While some of us



SAMPLE COPY for Region 13 Education Use

have been on the International contest stage before, others have not. We have never been this exact group of people, in this exact moment in time, or even in this exact place in our lives. Let's call it the "Kodak Moment", a flash in time you will look back on as important.

You decide, will this be the "flash" experience you look back on as a pivotal moment in your life? Will you take the time to "focus" on being a little more ready, or a little more confident, a little more driven or even a little more dependable? Are you ready to take the "picture"? Is your own personal "lighting" right? Are you looking from or at the correct "angle"? These things are important because we chose them to be important. Like photos for a Wedding, Graduation, Anniversary, Birthday you make sure everything is right! But the best moments can also be times with your softball team, your friends, your family. Right? I say it goes even more personal. "Kodak Moments" are most important when they are made up of kind words, gentle smiles, soft touches, warm hugs, joyful laughter, and just being with each other—the moments that make life real!

You decide if your words, your look, your attitude and your preparation will be the gift that makes "Kodak Moments" in Vegas. You choose whether or not the "snapshot" will be a moment that speaks a thousand words. You decide if your "picture" changes lives on the risers next to you or in the audience, if your "flash" on stage will remind you of a joy-filled moment in time, when you couldn't have been any better! You decide if your "focus" was the best it could be, a time in your life when this experience can never be matched!

Decide today.

Chose now.

Make this week your best "Kodak Moment"

I believe in each of you. You have the knowledge, you have the skills, all you have to do is DECIDE!

Hugs to you all, Cindy

From Marcia Massey—



I can't tell you what a privilege it is to be part of our preparation for contest. You worked very hard every Tuesday and in your VLQs, always receptive to vocal coaching, to musical refinement, choreography changes, finding the joy in telling your stories and allowing yourselves freedom of expression, as never before. And you have become one with Mary, trusting her to take you with her to that high level she knows so well, that we all want to share. Because we're of one mind, headed for an attainable goal, I know we'll continue to perfect our skills until the moment we're on stage, when all our preparation will burst forth into an incredible performance.

Now put on those eyelashes, and with 60 great years of history tucked into your hearts, go forth SINGINGLY—FOR YOU ARE OK CITY CHORUS!!!!
I love you all, Marcia

From the Visual Appearance Coordinator—Jenifer Allbaugh


"IMAGINE WITH ALL YOU MIND, BELIEVE WITH ALL YOUR HEART, ACHIEVE WITH ALL YOUR MIGHT." Can't wait to hit the stage with my OK City Sisters.

Costuming and Visual Information

Hair, Makeup and Nails:

- We will wear full stage hair and makeup.
- Nails will be French Manicures or Clear Polish
- Front Row will have French Manicures





Makeup Information: Instructions for Thursday: Chorus members will do their own foundation, eyelashes and hair before coming down to rehearsal. We will finish our makeup



SAMPLE COPY for Region 13 Education Use

in the ballroom, after rehearsal, and put on our tops. There will not be time to go back to your room; so, wear your stage undergarments and black pants and a shirt to rehearse in. Don't forget your shoes. Bring your chorus top and earrings, along with makeup, hair products (to touch up) and a mirror. The makeup team will help you with eyes and will blush you. **Note: Instructions for Saturday might be different.**




Hair: Don't assume that your everyday hair will be adequate for the stage. Please contact Paula Reed, if you have any questions or need help. Don't wait until the last minute to ask for help. Remember:

-  No clips, bows, hair bands or barrettes
-  Conceal all bobby pins and hair pins, if you need to use them
-  Get hair away from ears and face—we want to see your gorgeous face and glitz on ears.
-  Get as much height in the crown of your hair as you can. No flat hair.

Chorus Dress Code

No jeans, please. Nice business casual clothes. You'll see others wearing everything from shorts to jeans to t-shirts, but as a chorus, we want to keep our image classy, not slouchy. You can bring your medals to wear, if you would like. Also, many people wear their part pins and other blingy jewelry.

Costumes:

-  Make sure that your costume is clean and wrinkle free.
-  Hang your costumes as soon as you arrive at the hotel.
-  If you are flying, put your costume (and accessories for the semi-finals) in a carry-on bag so that you'll have them if your luggage is lost. Priorities, right?

For Semi-finals—

- New lime green top
- Black chorus pants
- Jet Black knee hi's/pantyhose
- Black chorus character shoes
- New earrings



Chorus Finals—

- Purple top with Rhinestone Belt Buckle
- Purple pants
- New chorus earrings
- Nude knee hi's/pantyhose
- Black chorus character shoes

Makeup Application:

- Step 1 Start with a clean face and neck. Moisturize, use eye cream, lip balm and give your skin time to absorb them. Apply face and eye primers. Primers are Spanx for the face.
- Step 2 Apply your concealer either before or after your foundation—your preference.
- Step 3 Apply foundation. Whether you are using a brush, your fingers or a sponge, the goal is to tap and press, not push and rub. Because you're using a darker color, plan on using multiple layers to accomplish the task rather than one application. Blend, Blend, Blend. You must blend away all the edges into your hairline, down your neck and onto ears, unless using the leg makeup.
- Step 4 Apply Sally Hansen "Tan Glow" spray or medium lotion on neck, chest and ears before putting on top.
- Step 5 Apply MAC "White Frost" dry, over entire lid all the way to brow. Heavier on lid/ lighter under brow.
- Step 6 Wet brush and dip into BARE MINERALS "Sex Kitten" and mix in lid. Apply, with eye closed, in the crease starting in the center of pupil going toward outside. Blend toward inner corner of crease. Blend above the crease line slightly. You should be able to see it with your eye open, but don't go



SAMPLE COPY for Region 13 Education Use

- too high. Use more “White Frost” to blend. No sharp lines or edges.
- Step 7 Use NYX Roll on Shimmer “Platinum” and roll on over the white on lid.
- Step 8 Apply black eyeliner, either in pencil, cake, liquid or gel form (your preference) to base of top eye lashes, extending out at corner of the eye. This is done easiest as a series of shorter lines rather than attempting one long line. The net affect is the same. The line should be fairly bold for stage.
- Step 9 Curl top lashes and apply mascara to top lashes. Apply false eyelashes to top lashes, adhering as close to base of lashes as possible. If using new lashes, trim to fit eye from outside and remove industrial adhesive. It makes them more pliable, if removed. To remove, apply lash glue, let dry and then peel it off. When applying glue for application, use a thin line on strip and let it get tacky (about one minute) before applying. Good tools to use are tweezers, toothpicks and even dental floss. After lashes are dry, touch up eye liner.
- Step 10 Line under lower lashes from center point of iris to outer edge of eye. Only doing outer half opens up the eye. Apply mascara to lower lashes.
- Step 11 Emphasize eyebrows. Using a brow pencil or brow gel, apply to your brow line with short strokes. Enlarge the dimension and emphasize the arch. **Note:** Eyebrows are such an important part of the makeup plan. They frame the eye and should be as strong as the shadow. They **MUST** show from the stage. We use them to express emotion, and they must be seen.
- Step 12 Using a slightly wet Q-tip, gently remove any “bleed over” from the eye makeup from under eye by simply rolling the cotton tip under your eye. Don’t rub.
- Step 13 Using MAC “White Frost”, lightly apply a blended line above your eyebrows and inner corner of eyes.
- Step 14 Correct inconsistencies you see in your foundation.
- Step 15 Get Blushed.
- Step 16 Powder face with your setting powder.
- Step 17 Line lips with lip pencil and fill in with lip pencil. Apply lipstick, blot with tissue. Lightly dust with powder and reapply lipstick. Apply gloss.

Chorus Makeup

Eyes	MAC Foundation Studio Tech NC44 Eye lid primer (your own brand) Black eyeliner pencil or liquid Eyebrow pencil (at least one shade darker than natural hair color)
Black mascara	False Eyelashes Ardel 105
Eye Shadows	Mac “White Frost”, Bare Minerals “Sex Kitten” NYX Roll on Shimmer “Platinum”
Face	Concealer (your own) Foundation Primer (your own brand) Translucent Face Powder (any brand, to set makeup) Sally Hansen Airbrush Legs—leg makeup, “Tan Glow”—spray or lotion (for neck and chest)
Lips	Red Lip Liner (any brand) Red Lipstick—Revlon “Love That Red” Cover Girl Lipslicks—“Date Night” (500) (Lip-gloss) or any clear gloss
Brushes	makeup brushes for application (your choice)

Scheduling Information

Chorus Communication

While we are in Las Vegas, there may be a need to communicate updates to the chorus. If



SAMPLE COPY for Region 13 Education Use

possible, you will be notified at a rehearsal. If it is an important change, you will be notified through the chorus e-group. **Make sure you check your e-mail throughout the day.**

Visiting Competing Chorus Rehearsals

You might want to visit rehearsals of other choruses throughout the week to cheer on friends. The times and locations of all chorus rehearsals can be found on the <http://sweetadelines.com/events/lasvegas2016convention/competingchorushousingandrehearsalinfo/>. Print out that page before you go, and you'll have it at hand when needed. Many of the choruses will have last-minute coaching from some well-known coaches, which will provide an educational experience for visitors. The schedule might be posted near SAI headquarters in Las Vegas as well. Our rehearsals will be open to guests. So, be prepared to have an audience at our rehearsals. Be sure to let any friends who will be in Vegas know when our extra rehearsals are. Rah Rahs for our regional choruses will be as follows: Tuesday, 4:00, Springfield Metro Chorus, room 113; Wednesday, 1:45, Rich-tone Chorus, room 116; and Wednesday, 3:15, OK City.

Tentative Schedule

The schedule that follows begins on Monday with some general information that you might find useful. Some who are arriving before that time will be able to find things to do by checking out the SAI website for tours or the hotel information books. You will also receive an official schedule of convention events when you get your registration packet.

Please note that some of the times listed on the following schedule are subject to change. Some of the timing is dependent on how we place in the chorus semi-finals. Also, the exact timing of the pattern will be available upon arrival and will be announced during our first rehearsal on Tuesday night. Events in red are specific OK City Chorus times—the extra rehearsals are mandatory.

It would be helpful for you to have this booklet and a pen with you at all times in order to jot down information that will be needed and is not available at this time.

There will be Rah Rahs scheduled for Rich-tone Chorus, Springfield Metro, Rio and us. Times and locations for those are not yet known. We will let you know as soon as those are available, and you can put those times in the spaces provided.

Monday, October 17

10:00 a.m. Registration—MGM GGA Foyer
2:00 p.m.–6:00 p.m. Harmony Boutique opens—MGM GGA Studio B

Tuesday, October 18

4:00 p.m. Region 25 Rah Rah for Springfield Metro Chorus, Room 113
5:00 p.m.–6:00 p.m. Opening Session—MGM GGA
6:00 p.m.–10:30 p.m. Harmony Classic—MGM GGA
6:30–9:00 p.m. **OK City Rehearsal, Room 113**
9:22 p.m. **Springfield Metro on stage**

Wednesday, October 19

10:00 a.m.–10:30 p.m. Quartet Semi-finals
11:15 p.m. **Rio on stage**
1:45 p.m. Region 25 Rah Rah for Rich-tone Chorus, Room 116
2:00–5:00 p.m. **OK City Rehearsal, Room 113 (Front Row plus 4 at 1:00)**
3:15 Region 25 Rah Rah for OK City Chorus, Room 113
7:00–9:00 p.m. **OK City Rehearsal, Room 113**

Thursday, October 20

7:00–10:00 a.m. **OK City Rehearsal and Prep, Room 113**
10:00 a.m.–9:00 p.m. Chorus Semi-finals, MGM GGA
10:00 a.m. **Gather to start pattern**
11:00 a.m. **OK City Check in—Pattern begins**
11:42 p.m. **OK City Chorus On stage**

NOTE: We will not have time to go back to our rooms before we get into the pattern on Thursday after we rehearse. Please come to rehearsal with base makeup on and whatever part of the costume and hair you can. Bring costumes, makeup and hair stuff with you; there will be time between rehearsal and the pattern to finish up.



SAMPLE COPY for Region 13 Education Use

1:03 p.m. Rich-Tone Chorus on stage

Friday, October 21

8:00 a.m.-11:00 a.m. OK City Chorus Rehearsal TBA →

11:45 a.m.-5:00 p.m. Quartet Finals

8:00 p.m.-10:30 p.m. Coronet Club Show

Rehearsal: wear black pants, and any emotion-colored top (not chorus pants)—Red, Blue, Green, Yellow, Purple

Saturday, October 22

(Today's schedule for OK City will depend on the draw for chorus finals.)

TBA OK City Chorus Rehearsal (times depend on draw)

11:45 p.m.-6:00 p.m. Chorus Finals

8:00 p.m.-11:00 p.m. Light Up the Night! Closing Party—MGM Grand Garden Arena, Studio B
"Come for the fun, the music, the dancing and let's light up the night to celebrate another successful Annual Convention! Come dressed in white or neon clothing and shine bright under the black lights!"

9:30 p.m.-12:00 a.m. Coronet Clubhouse—MGM CC Vista Ballroom

We're On the Way!

Traffic Pattern Information

Staff and convention assistants meet you at the competitor arrival location in the MGM Grand Garden Arena foyer. They will ensure that each group is escorted to the proper location at the appropriate times. Chorus members use an escalator from the foyer to the lower level where the holding and warm-up rooms are located; be sure to tell your chorus members. Make sure all members of your chorus step on and off of the escalators slowly. If any member is uncomfortable using escalators, please fill out the Notice of Special Circumstances found in the Pre-competition Forms section.

Holding and Warm-up

Upon arrival, we will be directed to the holding and warm-up areas. We are allowed 10 minutes in warm-up. Timing begins after the entire chorus has entered the warm-up area.

Backstage and Stage Entrance

Space in the backstage area is quite large. We will walk down the hallway from warm-up to the on-stage ramp, which is right as we round the corner to the backstage area. Please be quiet when walking to the stage. We will leave warm-up and be directed immediately to the onramp. We might be held for several minutes on the ramp or in the backstage area. During the semifinals, we will enter stage right and exit stage left. For safety purposes, please do not do any stomping routines on the ramps while entering or exiting the stage. Established guidelines for entrances and exits must be followed or risk penalty.

Purse Bags

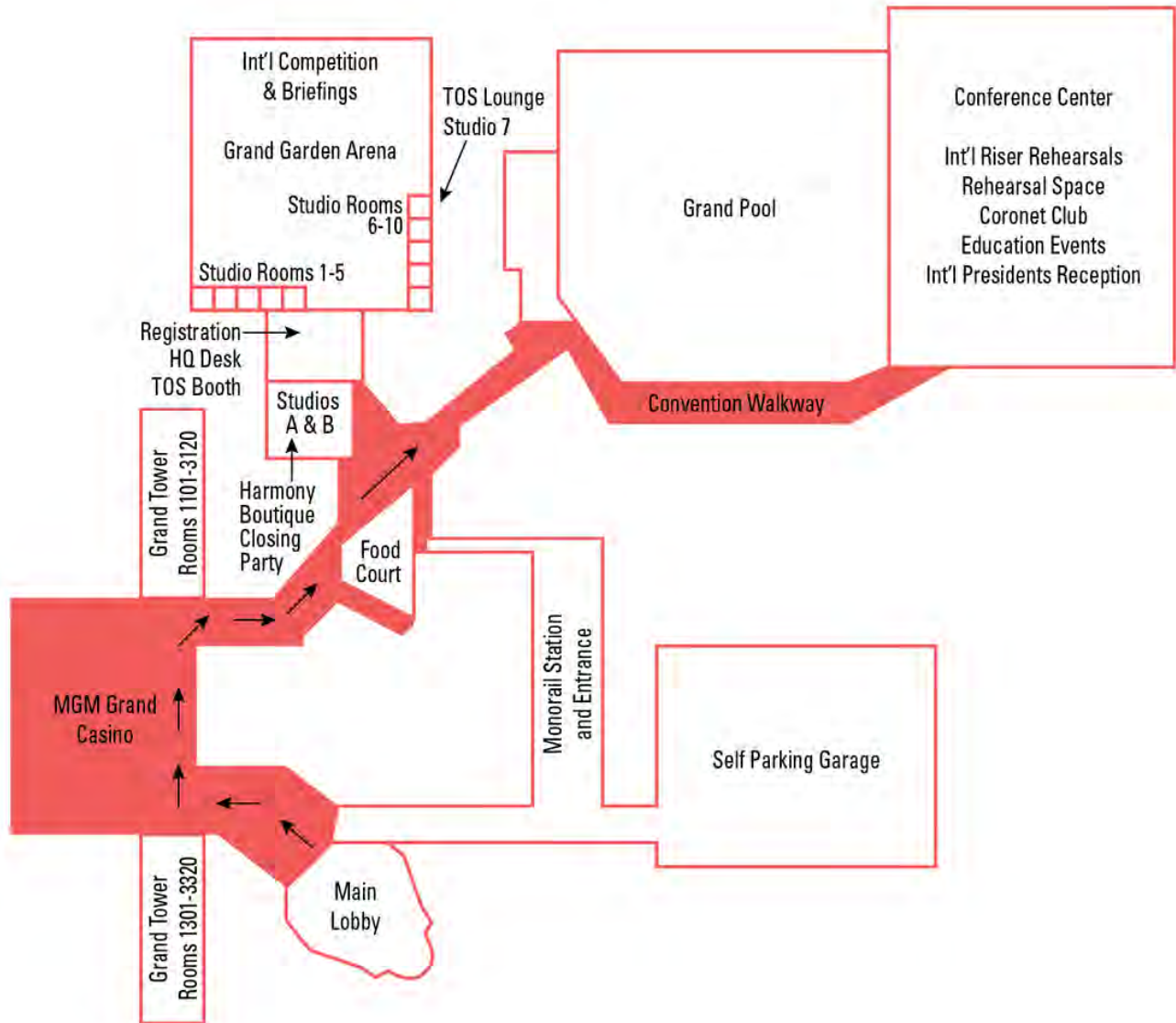
Purse Bags Each chorus receives one large bag with handles for every 8-10 members at the semifinals briefing for storing belongings during contest. Chorus members should only bring essential items, including their tickets to enter the competition hall after performing. The bags are labeled, however, you may wish to assign one member to each bag and that it be marked in a way that she may easily recognize it. Items should be placed in the bag prior to leaving the hotel and should be distributed after leaving the backstage area. Please retain your purse bags to use, should you advance to the Finals session.



Please be considerate of the person who has to carry the bags; bring only those items that you cannot do without and that will fit in a very small bag. Do not bring your purse!




MGM Grand Floorplan




SAMPLE COPY for Region 13 Education Use

Judging Panel—October 20, 22

Marcia Pinvidic, Panel Chair
Region 26, City of Gardens
Victoria, BC



Theresa Antonini,
Panel Secretary
Region 16, North Metro
Toronto, ON



SOUND JUDGE

Dixie Dahlke
Region 5, CAL
Kirkwood, MO



SOUND JUDGE

Kim Vaughn
Region 21, San Diego
Chapter
San Diego, CA




MUSIC JUDGE

Marge Bailey
Region 8, CAL
Homedale, ID



MUSIC JUDGE

Lynnell Diamond
Region 8, CAL
Boise, ID



EXPRESSION JUDGE

Carole Persinger
Region 13, Pacific Sound
Jamestown, OH




EXPRESSION JUDGE

Karen Sweeters
Region 1, Harmony of the
Sound Chorus
Norwalk, CT



SHOWMANSHIP JUDGE

Sue Beck
Region 13, Voices North-
west Chorus
Mountlake Terrace, WA



SHOWMANSHIP JUDGE

Ruth Ann Parker
Region 25, Rich-Tone
Dallas, TX



Coronet Club Show



The Coronet Club was started in the early 1960s when the past champions decided to give an informal performance in the ballroom of a competition site. A few people gathered to "hear the best", and a new era began. The Coronet Club has now grown into a great "educational organization with a mission".

Many of us have already purchased tickets for this fantastic show! Tickets have been placed in your mailbox at rehearsal. Please be sure to keep these in a safe place—they cannot be replaced.

If you did not buy tickets with the chorus but decide that you want to attend, tickets there at the Coronet Club booth for \$35. This is always a very entertaining show featuring the outgoing royalty, the newly-crowned queens Speed of Sound, and many past queens of harmony.

There is theme for the show

this year—just wear your "wonderful glitzy Sweet Adeline clothes and enjoy the show" (from SAI)!

Street Corner Symphony, this year's guest on the show, is a contemporary a cappella group based out of Nashville, Tennessee, founded on May 28, 2010 to compete in NBC's all-vocal competition, The Sing-Off. These southern gents quickly won over Sing-Off judges Ben Folds (Ben Folds Five), Shawn Stockman (Boyz II Men), and Nicole Scherzinger (The Pussycat Dolls), and—most importantly—millions of NBC primetime viewers after demonstrating their unique, laid-back-yet-dynamic style of a cappella. Since their success on The Sing-Off, Street Corner Symphony has made their mark on the music world, recording albums, providing clinics for schools, giving benefits for cancer, performing across the country and around the world, and even working with major artists including Ben Folds, Alison Krauss, and Take 6's Claude McKnight.

The six members of the group all hail from Nashville TN and include brothers, Jeremy and Jonathan Lister. Adam Chance, Mark McLemore, John Martin, and John McLemore. Street Corner Symphony moves seamlessly between most styles of music, feeling at home in all of them. Their repertoire covers a wide range, from gospel and barbershop to rock and pop, appealing to the young and old alike.



Packing Checklist

General Supplies—

- registration information
- hotel information
- Airport shuttle information
- A&P/competition nametag
- safety pins
- scissors, needle, thread
- camera, memory cards
- batteries
- cell phone/charger
- binoculars
- extension cord
- small bag for items during pattern
- lighted makeup mirror
- extra hangers/over the door hook
- Static Guard
- air freshener/candles
- Advil, Tylenol, meds, etc.
- mints/throat drops
- Chorus medals
- Chorus pin and rhinestone part pins



Toiletries—

- toothbrush, toothpaste
- Deodorant—fragrance free
- lotion
- nail polish/remover
- razor/shaving cream
- everyday makeup
- brush/comb
- shampoo/conditioner
- hair dryer
- curling iron/brush/straightener
- hot curlers
- hair spray
- mousse/gel/wax
- fingernail clippers/file
- bandages/First Aid Kit
- Makeup removers/washcloth



Non-competition items—

- underwear/bras
- clothes for traveling
- pajamas, robe/housecoat
- dressy clothes for parties and shows
- personal jewelry
- jacket/sweater
- slippers/comfortable shoes

- Everyday makeup

Costumes—

- New lime green top
- Black chorus pants
- Black character chorus shoes
- Uplifting bra
- hoo-ha's (if needed)
- nude knee hi's/pantyhose (Saturday)
- Jet black knee hi's/pantyhose (Thursday)
- foundation undergarment
- New earrings
- purple pants
- Purple top/buckle



Makeup—

- MAC foundation—Studio Tech NC44
- eye shadows—Mac "White Frost"; bare minerals "Sex Kitten"
- NYX Roll-on Shimmer "Platinum"
- Eyelid primer (your own brand)
- foundation primer (your own)
- concealer (your own)
- black eyeliner pencil or liquid
- eyebrow pencil (at least one shade darker than natural hair color)
- black mascara
- false eyelashes—Ardel 105
- red lip liner (any brand)
- Cover Girl Lipslicks—"Date Night" 500 (Lip-gloss) or any clear lip gloss
- Lipstick—Revlon "Love That Red" OR
- Lip Sense Blue Red stain
- translucent face powder
- Sally Hansen Airbrush Legs, "Tan Glow" lotion or spray
- sponges for application
- Eye shadow applicators/good makeup brushes
- Makeup removing cloths



Snacks

- Water
- Bars/breakfast stuff
- Crackers
- Things you can eat quickly and without mess when we can't get a meal



SAMPLE COPY for Region 13 Education Use

Rooms and Roommates

To help us keep in touch with each other, the next couple of pages are provided for you to put the room numbers of our members. There should be space to also include their cell phone numbers. This will also be helpful when recording what rooms you will need to visit for makeup and hair check.

Name	Room #

Name	Room #

Name	Room #

Name	Room #

Name	Room #

Name	Room #

Name	Room #

Name	Room #



SAMPLE COPY for Region 13 Education Use

Rooms and Roommates

Name	Room #

Name	Room #

Name	Room #

Name	Room #

Name	Room #

Name	Room #

Name	Room #

Name	Room #

Name	Room #

Name	Room #



SAMPLE COPY for Region 13 Education Use

Rooms and Roommates

Name	Room #

Name	Room #

Name	Room #

Name	Room #

Name	Room #

Name	Room #

Name	Room #

Name	Room #

Name	Room #

Name	Room #



